














EMPLACAMENTO DAS ASSOCIADAS ABEIFA - 2019
VEÍCULOS IMPORTADOS

MARCA/MODELO		jan	fev	mar	abr	mai	jun	jul	ago	set	out	nov	dez	Total
 BMW	Total	134	186	327	0	0	0	0	0	0	0	0	0	647
	Share	5,41%	7,45%	12,96%										
SÉRIE 1		5	3	4										12
SÉRIE 2		1		1										2
SÉRIE 3		1												1
SÉRIE 4		7	2	5										14
SÉRIE 5		6	26	20										52
SÉRIE 6														0
SÉRIE 7			1	3										4
I3		18	3	1										22
I8														0
X1		1												1
X2		44	80	128										252
X3		17	22	30										69
X4		10	11	4										25
X5		4	4	73										81
X6		3	15	10										28
M135I														0
M140I		3	4	1										8
M2		10	11	8										29
M235I														0
M240I														0
M3 SEDAN			1	5										6
M4		2		3										5
M5		2	1	4										7
M6			1											1
225I				1										1
330I				26										26
BMW			1											1
 BYD	Total	0	0	0	0	0	0	0	0	0	0	0	0	0
	Share	0,00%	0,00%	0,00%										
E5														0
E6														0
T3														0
 CAOA CHERY	Total	0	0	0	0	0	0	0	0	0	0	0	0	0
	Share	0,00%	0,00%	0,00%										
CELER														0
CELER SEDAN														0
S-18														0
TIGGO														0
 FERRARI	Total	0	2	1	0	0	0	0	0	0	0	0	0	3
	Share	0,00%	0,08%	0,04%										
458														0
488 GTB														0
488 SPIDER			1											1
488 PISTA														0
812														0
GTC4 LUSO														0
GTC4 LUSO T														0
F12 TDF			1											1
PORTOFINO				1										1




EMPLACAMENTO DAS ASSOCIADAS ABEIFA - 2019
VEÍCULOS IMPORTADOS

MARCA/MODELO		jan	fev	mar	abr	mai	jun	jul	ago	set	out	nov	dez	Total
 JAC MOTORS	Total	123	206	132	0	0	0	0	0	0	0	0	0	461
	Share	4,97%	8,26%	5,23%										6,15%
	J3 TURIN		1											1
	J6 2.0 JETFLEX 7S		2	1										3
	S3		1											1
	T 140	2												2
	T40	75	117	91										283
	T50	36	65	8										109
	T80			15										15
	T 5	2	2											4
	T 6													0
	T 8													0
V260	8	18	17										43	
 JAGUAR	Total	128	157	133	0	0	0	0	0	0	0	0	0	418
	Share	5,17%	6,29%	5,27%										5,58%
	F-TYPE	9	4	8										21
	E-PACE	62	97	83										242
	F-PACE	46	39	27										112
	XE													0
	XE S	11	16	14										41
	XF		1	1										2
XFR													0	
 KIA MOTORS	Total	885	717	710	0	0	0	0	0	0	0	0	0	2.312
	Share	35,76%	28,74%	28,13%										30,85%
	BONGO	177	128	237										542
	CADENZA													0
	CARENS													0
	CARNIVAL	10	17	23										50
	CERATO	234	160	153										547
	MOHAVE													0
	OPTIMA													0
	PICANTO			1										1
	QUORIS													0
	SEDONA													0
	SORENTO	24	32	39										95
	SOUL	21	27	20										68
	SPORTAGE	417	351	237										1.005
NIRO	1												1	
STINGER	1												1	
OUTROS		2											2	
 LAMBORGHINI	Total	4	2	2	0	0	0	0	0	0	0	0	0	8
	Share	0,16%	0,08%	0,08%										0,11%
	HURACAN COUPÉ	1												1
	HURACAN SPYDER													0
	AVENTADOR													0
URUS	3	2	2										7	

EMPLACAMENTO DAS ASSOCIADAS ABEIFA - 2019
VEÍCULOS IMPORTADOS

MARCA/MODELO		jan	fev	mar	abr	mai	jun	jul	ago	set	out	nov	dez	Total
 LAND ROVER	Total	195	190	193	0	0	0	0	0	0	0	0	0	578
	Share	7,88%	7,62%	7,65%										7,71%
DEFENDER		1												1
DISCOVERY 4		60	41	31										132
DISCOVERY SPORT			1	4										5
EVOQUE		3	2	2										7
RANGE ROVER		5	5	7										17
RANGE ROVER SPORT		56	58	59										173
VELAR		70	83	90										243
 LIFAN	Total	72	42	30	0	0	0	0	0	0	0	0	0	144
	Share	2,91%	1,68%	1,19%										1,92%
LF 530			1	1										2
X60		53	30	26										109
X70														0
X80		19	11	3										33
 MASERATI	Total	3	0	2	0	0	0	0	0	0	0	0	0	5
	Share	0,12%	0,00%	0,08%										0,07%
GRANTURISMO														0
LEVANTE		3		2										5
QUATTROPORTE														0
GRANCABRIO														0
GHIBLI														0
 MINI	Total	151	157	108	0	0	0	0	0	0	0	0	0	416
	Share	6,10%	6,29%	4,28%										5,55%
COOPER		7	6	3										16
COOPER CABRIO		5	5	2										12
COOPER 5P		14	3	5										22
COOPER S		27	27	31										85
COOPER S 5P		15	18	12										45
COOPER S PACEMAN														0
COOPER S CLUBMAN		2	2	3										7
COOPER S CABRIO		7	11	9										27
COOPER COUNTRYMAN		22	31	9										62
COOPER S COUNTRYMAN		20	26	15										61
COOPER JCW ROADSTER														0
COOPER JCW CABRIO		8	8	3										19
COOPER JCW COUNTRYMAN		4	1											5
COOPER SE COUNTRYMAN		5	6	3										14
COOPER HATCH JCW 3P		15	13	13										41
COOPER S ROADSTER														0
COOPER RED BULL														0
 PORSCHE	Total	127	101	101	0	0	0	0	0	0	0	0	0	329
	Share	5,13%	4,05%	4,00%										4,39%
911		22	23	10										55
911 TURBO		2	3											5
BOXSTER		23	9	29										61
CAYENNE		47	56	37										140
CAYMAN		11	5	13										29
MACAN		2												2
PANAMERA		20	5	12										37

EMPLACAMENTO DAS ASSOCIADAS ABEIFA - 2019
VEÍCULOS IMPORTADOS

MARCA/MODELO		jan	fev	mar	abr	mai	jun	jul	ago	set	out	nov	dez	Total
 ROLLS ROYCE	Total	0	0	0	0	0	0	0	0	0	0	0	0	0
	Share	0,00%	0,00%	0,00%										0,00%
GHOST														0
WRAITH														0
PHANTOM														0
DAWN														0
CULLINAN														0
 SUZUKI	Total	168	164	179	0	0	0	0	0	0	0	0	0	511
	Share	6,79%	6,57%	7,09%										6,82%
GRAN VITARA														0
SWIFT			1											1
SCROSS		37	38	67										142
VITARA		131	125	112										368
GVITARA														0
 VOLVO	Total	485	571	606	0	0	0	0	0	0	0	0	0	1.662
	Share	19,60%	22,89%	24,01%										22,18%
240														0
S60														0
S90		1	5	2										8
V40		30	46	34										110
V60		8	6	4										18
XC40		218	190	161										569
XC60		176	252	296										724
XC90		52	72	109										233
TOTAL IMPORTADOS ...		2.475	2.495	2.524	0	0	0	0	0	0	0	0	0	7.494