














EMPLACAMENTO DAS ASSOCIADAS ABEIFA - 2019
VEÍCULOS IMPORTADOS

MARCA/MODELO		jan	fev	mar	abr	mai	jun	jul	ago	set	out	nov	dez	Total
 BMW	Total	134	186	327	531	530	0	0	0	0	0	0	0	1.708
	Share	5,41%	7,45%	12,96%	18,00%	17,13%								
SÉRIE 1		5	3	4	3	14								29
SÉRIE 2		1		1										2
SÉRIE 3		1												1
SÉRIE 4		7	2	5	2	1								17
SÉRIE 5		6	26	20	29	36								117
SÉRIE 6														0
SÉRIE 7			1	3		1								5
I3		18	3	1		1								23
I8														0
X1		1												1
X2		44	80	128	122	149								523
X3		17	22	30	73	49								191
X4		10	11	4	2	2								29
X5		4	4	73	87	71								239
X6		3	15	10	15	19								62
M135I														0
M140I		3	4	1	7	5								20
M2		10	11	8	8	5								42
M235I														0
M240I														0
M3 SEDAN			1	5	4	4								14
M4		2		3		1								6
M5		2	1	4	6	8								21
M6			1											1
225I				1										1
330I				26	173	160								359
630I						1								1
Z4						3								3
BMW			1											1
 BYD	Total	0	0	0	0	0	0	0	0	0	0	0	0	0
	Share	0,00%	0,00%	0,00%	0,00%	0,00%								0,00%
E5														0
E6														0
T3														0
 CAOA CHERY	Total	0	0	0	0	1	0	0	0	0	0	0	0	1
	Share	0,00%	0,00%	0,00%	0,00%	0,03%								0,01%
QQ						1								1
 FERRARI	Total	0	2	1	2	8	0	0	0	0	0	0	0	13
	Share	0,00%	0,08%	0,04%	0,07%	0,26%								0,10%
458						1								0
488 GTB						1								1
488 SPIDER			1		1	1								3
488 PISTA														0
812						1								1
CALIFORNIA						1								1
GTC4 LUSO						1								1
GTC4 LUSO T														0
F12 TDF			1											1
PORTOFINO				1	1	3								5




EMPLACAMENTO DAS ASSOCIADAS ABEIFA - 2019
VEÍCULOS IMPORTADOS

MARCA/MODELO		jan	fev	mar	abr	mai	jun	jul	ago	set	out	nov	dez	Total
 JAC MOTORS	Total	123	206	132	141	189	0	0	0	0	0	0	0	791
	Share	4,97%	8,26%	5,23%	4,78%	6,11%								
J3 TURIN			1											1
J6 2.0 JETFLEX 7S			2	1										3
S3			1											1
S7						2								2
T 140		2												2
T40		75	117	91	103	97								483
T50		36	65	8	4	59								172
T80				15	22	17								54
T 5		2	2		1									5
V260		8	18	17	11	14								68
 JAGUAR	Total	128	157	133	224	155	0	0	0	0	0	0	0	797
	Share	5,17%	6,29%	5,27%	7,59%	5,01%								
F-TYPE		9	4	8	6	2								29
E-PACE		62	97	83	149	93								484
F-PACE		46	39	27	37	48								197
IPACE					6	6								12
XE S		11	16	14	25	5								71
XF			1	1	1	1								4
XFR														0
 KIA MOTORS	Total	885	717	710	851	888	0	0	0	0	0	0	0	4.051
	Share	35,76%	28,74%	28,13%	28,85%	28,70%								
BONGO		177	128	237	174	290								1.006
CADENZA														0
CARENS														0
CARNIVAL		10	17	23	16	26								92
CERATO		234	160	153	180	151								878
MOHAVE														0
OPTIMA														0
PICANTO				1										1
QUORIS														0
SEDONA														0
SORENTO		24	32	39	39	29								163
SOUL		21	27	20	24	29								121
SPORTAGE		417	351	237	418	363								1.786
NIRO		1												1
STINGER		1												1
OUTROS			2											2
 LAMBORGHINI	Total	4	2	2	7	3	0	0	0	0	0	0	0	18
	Share	0,16%	0,08%	0,08%	0,24%	0,10%								
HURACAN COUPÉ		1			1	1								3
HURACAN SPYDER					1									1
AVENTADOR														0
URUS		3	2	2	5	2								14

EMPLACAMENTO DAS ASSOCIADAS ABEIFA - 2019
VEÍCULOS IMPORTADOS

MARCA/MODELO		jan	fev	mar	abr	mai	jun	jul	ago	set	out	nov	dez	Total	
 LAND ROVER	Total	195	190	193	207	199	0	0	0	0	0	0	0	984	
	Share	7,88%	7,62%	7,65%	7,02%	6,43%								7,27%	
	DEFENDER	1													1
	DISCOVERY 4	60	41	31	26	38									196
	DISCOVERY SPORT		1	4	12	10									27
	EVOQUE	3	2	2		1									8
	RANGE ROVER	5	5	7	8	6									31
	RANGE ROVER SPORT	56	58	59	54	53									280
VELAR	70	83	90	107	91									441	
 LIFAN	Total	72	42	30	18	19	0	0	0	0	0	0	0	181	
	Share	2,91%	1,68%	1,19%	0,61%	0,61%								1,34%	
	FOISON					1									1
	LF 530		1	1	1										3
	X60	53	30	26	10	10									129
	X70														0
X80	19	11	3	6	9									48	
 MASERATI	Total	3	0	2	1	4	0	0	0	0	0	0	0	10	
	Share	0,12%	0,00%	0,08%	0,03%	0,13%								0,07%	
	GRANTURISMO														0
	LEVANTE	3		2	1	4									10
	QUATTROPORTE														0
	GRANCABRIO														0
Ghibli														0	
 MINI	Total	151	157	108	116	127	0	0	0	0	0	0	0	659	
	Share	6,10%	6,29%	4,28%	3,93%	4,10%								4,87%	
	COOPER	7	6	3	8	11									35
	COOPER CABRIO	5	5	2	5	7									24
	COOPER 5P	14	3	5	2	4									28
	COOPER S	27	27	31	22	22									129
	COOPER S 5P	15	18	12	4	7									56
	COOPER S PACEMAN														0
	COOPER S CLUBMAN	2	2	3	2	3									12
	COOPER S CABRIO	7	11	9	12	9									48
	COOPER COUNTRYMAN	22	31	9	9	12									83
	COOPER S COUNTRYMAN	20	26	15	29	20									110
	COOPER JCW ROADSTER														0
	COOPER JCW CABRIO	8	8	3	3	4									26
	COOPER JCW COUNTRYMAN	4	1		5	2									12
	COOPER SE COUNTRYMAN	5	6	3	6	12									32
COOPER HATCH JCW 3P	15	13	13	9	14									64	
COOPER S ROADSTER														0	
COOPER RED BULL														0	
 PORSCHE	Total	127	101	101	103	122	0	0	0	0	0	0	0	554	
	Share	5,13%	4,05%	4,00%	3,49%	3,94%								4,09%	
	911	22	23	10	12	23									90
	911 TURBO	2	3												5
	BOXSTER	23	9	29	34	38									133
	CAYENNE	47	56	37	47	37									224
	CAYMAN	11	5	13	9	20									58
	MACAN	2			1	2									5
PANAMERA	20	5	12		2									39	

EMPLACAMENTO DAS ASSOCIADAS ABEIFA - 2019
VEÍCULOS IMPORTADOS

MARCA/MODELO		jan	fev	mar	abr	mai	jun	jul	ago	set	out	nov	dez	Total
 ROLLS ROYCE	Total	0	0	0	2	0	0	0	0	0	0	0	0	2
	Share	0,00%	0,00%	0,00%	0,07%	0,00%								0,01%
GHOST														0
WRAITH					1									1
PHANTOM														0
DAWN														0
CULLINAN					1									1
 SUZUKI	Total	168	164	179	179	147	0	0	0	0	0	0	0	837
	Share	6,79%	6,57%	7,09%	6,07%	4,75%								6,18%
GRAN VITARA														0
SWIFT			1											1
SCROSS		37	38	67	44	23								209
VITARA		131	125	112	135	124								627
GVITARA														0
 VOLVO	Total	485	571	606	568	702	0	0	0	0	0	0	0	2.932
	Share	19,60%	22,89%	24,01%	19,25%	22,69%								21,66%
240														0
S60														0
S90		1	5	2	3	1								12
V40		30	46	34	42	50								202
V60		8	6	4	7	19								44
XC40		218	190	161	194	266								1.029
XC60		176	252	296	228	267								1.219
XC90		52	72	109	94	99								426
TOTAL IMPORTADOS ...		2.475	2.495	2.524	2.950	3.094	0	0	0	0	0	0	0	13.538