









EMPLACAMENTO DAS ASSOCIADAS ABEIFA - 2018

VEÍCULOS IMPORTADOS






MARCA/MODELO		jan	fev	mar	abr	mai	jun	jul	ago	set	out	nov	dez	Total
	BMW	Total	161	153	226	260	302	242	0	0	0	0	0	1.344
		Share	6,64%	5,94%	6,54%	8,03%	9,33%	8,03%						
	SÉRIE 1													0
	SÉRIE 2	31	21	33	42	61	32							220
	SÉRIE 3		1	1	1									3
	SÉRIE 4	9	10	4	8	16	11							58
	SÉRIE 5	26	19	28	30	34	40							177
	SÉRIE 6													0
	SÉRIE 7	2	2		1	1	1							7
	I3						1							1
	I8	8	2	2										12
	X1	2												2
	X2				46	87	46							179
	X3		19	68	25	9	5							126
	X4	18	18	16	9	5	4							70
	X5	30	31	32	59	50	65							267
	X6	19	18	23	15	15	19							109
	M135I													0
	M140I	2	2	3	3	1	1							12
	M2	4	4	5	3	5	3							24
	M235I													0
	M240I	3	1	7	8	9	8							36
	M3 SEDAN	6	4	4	6	4	3							27
	M4				1	3	1							5
	M5						2							2
	M6	1	1		3	2								7
	Z3													0
	Z4													0
	BYD	Total	1	0	4	0	1	16	0	0	0	0	0	22
		Share	0,04%	0,00%	0,12%	0,00%	0,03%	0,53%						
	E5			4			15							19
	E6					1	1							2
	T3	1												1
	CHERY	Total	0	0	0	1	1	0	0	0	0	0	0	2
		Share	0,00%	0,00%	0,00%	0,03%	0,03%	0,00%						
	CELER													0
	CELER SEDAN													0
	CIELO HATCH													0
	CIELO SEDAN													0
	FACE													0
	QQ													0
	S-18													0
	TIGGO				1	1								2
	OUTROS													0
	FERRARI	Total	0	3	1	2	3	6	0	0	0	0	0	15
		Share	0,00%	0,12%	0,03%	0,06%	0,09%	0,20%						
	458		1											1
	488 GTB					1	1							2
	488 SPIDER		2	1		2	3							8
	812				2		2							4
	CALIFORNIA													0
	F12 TDF													0
	FF													0
	F12 BERLINETTA													0

EMPLACAMENTO DAS ASSOCIADAS ABEIFA - 2018
VEÍCULOS IMPORTADOS




MARCA/MODELO		jan	fev	mar	abr	mai	jun	jul	ago	set	out	nov	dez	Total	
 JAC MOTORS	Total	283	341	436	370	384	388	0	0	0	0	0	0	2.202	
	Share	11,67%	13,23%	12,61%	11,43%	11,86%	12,88%								12,27%
	A13 HACTH														0
	J2														0
	J3						1								1
	J3 TURIN		1												1
	J5	1													1
	J6 2.0 5S														0
	J6 2.0 7S														0
	S5														0
	S7	1													1
	T 140														0
	T 40	174	254	290	236	259	288								1.501
	T 5	91	66	104	94	90	69								514
	T 6	12	10	26	19	8	9								84
	T 8			3	2	3	6								14
	V260	4	10	13	19	24	15								85
 JAGUAR	Total	102	84	89	91	65	155	0	0	0	0	0	0	586	
	Share	4,21%	3,26%	2,57%	2,81%	2,01%	5,14%							3,27%	
	F-TYPE	1			2		2								5
	E-PACE						67								67
	F-PACE	62	55	63	72	44	47							343	
	XE	3	1		2		2								8
	XE S	30	24	24	9	16	34								137
	XF	1	1	1	4	1									8
	XFR	5	1	1	2	4	3								16
	XJ		2												2
	XK														0
	 KIA MOTORS	Total	618	983	1.416	1.098	1.122	858	0	0	0	0	0	0	6.095
Share		25,48%	38,15%	40,96%	33,92%	34,65%	28,48%								33,96%
BONGO		110	156	154	158	179	166								923
CADENZA		1													1
CARENS															0
CARNIVAL		15	26	28	21	29	29								148
CERATO		139	214	540	310	266	124								1.593
MOHAVE		1													1
OPTIMA															0
PICANTO		13	69	28	5										115
QUORIS															0
SEDONA															0
SORENTO		27	40	34	48	76	50								275
SOUL		1			31	8	1								41
SPORTAGE		310	478	632	525	564	488								2.997
STINGER	1													1	
 LAMBORGHINI	Total	1	0	1	1	1	1	0	0	0	0	0	0	5	
	Share	0,04%	0,00%	0,03%	0,03%	0,03%	0,03%							0,03%	
	GALLARDO														0
	HURACAN			1	1	1	1								4
AVENTADOR	1													1	

EMPLACAMENTO DAS ASSOCIADAS ABEIFA - 2018

VEÍCULOS IMPORTADOS

MARCA/MODELO		jan	fev	mar	abr	mai	jun	jul	ago	set	out	nov	dez	Total
	LAND ROVER	Total	178	111	100	210	215	223	0	0	0	0	0	1.037
		Share	7,34%	4,31%	2,89%	6,49%	6,64%	7,40%						
	DEFENDER													0
	DISCOVERY 4	62	25	18	106	105	108							424
	DISCOVERY SPORT			1										1
	EVOQUE	5	2	2	2	1	2							14
	FREELANDER					1								1
	RANGE ROVER		9	8	11	5	6							39
	RANGE ROVER SPORT	25	8	9	9	39	60							150
	VELAR	86	67	62	82	64	47							408
	LIFAN	Total	288	192	239	240	247	146	0	0	0	0	0	1.352
		Share	11,88%	7,45%	6,91%	7,41%	7,63%	4,85%						
	FOISON	25	18	11	7	6	4							71
	LF 320													0
	LF 530	45	34	55	51	58	32							275
	LF 620													0
	X50													0
	X60	216	139	173	181	168	108							985
	X70	2	1		1									4
	X80					15	2							17
	MASERATI	Total	2	1	6	3	4	3	0	0	0	0	0	19
		Share	0,08%	0,04%	0,17%	0,09%	0,12%	0,10%						
	GRANTURISMO													0
	LEVANTE	1		3	3	3	3							13
	QUATTROPORTE		1	1										2
	GRANCABRIO			1										1
	Ghibli	1		1		1								3
	MINI	Total	143	127	141	107	103	107	0	0	0	0	0	728
		Share	5,90%	4,93%	4,08%	3,31%	3,18%	3,55%						
	ONE						1							1
	COOPER	18	13	16	13	18	17							95
	COOPER 5P	8	11	9	3	9	6							46
	COOPER S	25	20	27	17	13	15							117
	COOPER S 5P	15	18	23	14	10	6							86
	COOPER S PACEMAN													0
	COOPER S CLUBMAN	2	3	3	5		1							14
	COOPER S CABRIO	14	13	15	7	1	3							53
	COOPER S COUNTRYMAN	42	36	42	42	46	53							261
	COOPER JCW ROADSTER													0
	COOPER JCW CABRIO													0
	COOPER JCW COUNTRYMAN	8	6	4	2	5	3							28
	COOPER JCW PACEMAN													0
	COOPER HATCH JCW 3P	11	7	2	4	1	2							27
	COOPER S ROADSTER													0
	COOPER RED BULL													0
	PORSCHE	Total	101	102	128	121	100	127	0	0	0	0	0	679
		Share	4,16%	3,96%	3,70%	3,74%	3,09%	4,22%						
	911	13	15	14	6	13	16							77
	911 TURBO	1	4	3	2	4	4							18
	BOXSTER	10	7	14	9	9	15							64
	CAYENNE	20	24	34	35	12	7							132
	CAYMAN	10	7	10	15	6	12							60
	MACAN	30	35	39	33	46	61							244
	PANAMERA	17	10	14	21	10	12							84

EMPLACAMENTO DAS ASSOCIADAS ABEIFA - 2018
VEÍCULOS IMPORTADOS

MARCA/MODELO		jan	fev	mar	abr	mai	jun	jul	ago	set	out	nov	dez	Total
 ROLLS ROYCE	Total	0	0	0	0	0	0	0	0	0	0	0	0	0
	Share	0,00%	0,00%	0,00%	0,00%	0,00%	0,00%	0,00%						0,00%
GHOST														0
DROPHEAD														0
WRAITH														0
PHANTOM														0
DAWN														0
 SUZUKI	Total	181	200	221	197	190	204	0	0	0	0	0	0	1.193
	Share	7,46%	7,76%	6,39%	6,09%	5,87%	6,77%							6,65%
GRAN VITARA														0
SWIFT														0
SCROSS		39	33	57	53	57	39							278
VITARA		142	167	164	144	133	165							915
 VOLVO	Total	366	280	449	536	500	537	0	0	0	0	0	0	2.668
	Share	15,09%	10,87%	12,99%	16,56%	15,44%	17,82%							14,87%
240														0
S60		15	8	17	11	6	5							62
V40		67	33	47	50	42	43							282
V60		3	1	7	9	8	7							35
XC40				62	133	121	137							453
XC60		200	190	236	269	249	263							1.407
XC90		81	48	80	64	74	82							429
OUTROS	Total	0	0	0	0	0	0							0
TOTAL IMPORTADOS ...		2.425	2.577	3.457	3.237	3.238	3.013	0	0	0	0	0	0	17.947