





RESUMO POR MARCA

| VEÍCULOS IMPORTADOS | RESULTADOS MENSAIS | | | | | | ACUMULADO JANEIRO/MAIO | | | | |
|---------------------------------------|--------------------------------|-----------------|-----------------|--------------|--------------|-------------|------------------------|---------------------------|---------------|----------|---------------|
| | MAI 2019 [A] | ABR 2020 [B] | MAI 2020 [C] | Variação (%) | | 2019 [D] | 2020 [E] | Variação (%) [D] → [E] | | | |
| | | | | [B] → [C] | [A] → [C] | | | | | | |
| BMW | 530 | 112 | 188 | ↑ | 67,9% | ↓ | -64,5% | 1.708 | 1.093 | ↓ | -36,0% |
| BYD | 0 | 0 | 1 | - | - | - | - | 0 | 1 | - | - |
| CAO A CHERY | 1 | 0 | 0 | - | - | ↓ | -100,0% | 1 | 2 | ↑ | 100,0% |
| FERRARI | 8 | 0 | 0 | - | - | ↓ | -100,0% | 15 | 5 | ↓ | -66,7% |
| JAC MOTORS | 189 | 21 | 23 | ↑ | 9,5% | ↓ | -87,8% | 791 | 380 | ↓ | -52,0% |
| JAGUAR | 155 | 26 | 16 | ↓ | -38,5% | ↓ | -89,7% | 797 | 407 | ↓ | -48,9% |
| KIA MOTORS | 888 | 133 | 166 | ↑ | 24,8% | ↓ | -81,3% | 4.051 | 1.975 | ↓ | -51,2% |
| LAMBORGHINI | 3 | 0 | 0 | - | - | ↓ | -100,0% | 18 | 0 | ↓ | -100,0% |
| LAND ROVER | 199 | 94 | 133 | ↑ | 41,5% | ↓ | -33,2% | 984 | 1.112 | ↑ | 13,0% |
| MASERATI | 4 | 0 | 0 | - | - | ↓ | -100,0% | 10 | 4 | ↓ | -60,0% |
| MINI | 127 | 30 | 41 | ↑ | 36,7% | ↓ | -67,7% | 659 | 390 | ↓ | -40,8% |
| PORSCHE | 122 | 98 | 154 | ↑ | 57,1% | ↑ | 26,2% | 554 | 965 | ↑ | 74,2% |
| ROLLS ROYCE | 0 | 0 | 0 | - | - | - | - | 2 | 0 | - | - |
| SUZUKI | 147 | 28 | 57 | ↑ | 103,6% | ↓ | -61,2% | 837 | 490 | ↓ | -41,5% |
| VOLVO | 702 | 208 | 221 | ↑ | 6,3% | ↓ | -68,5% | 2.932 | 2.091 | ↓ | -28,7% |
| OUTROS | 19 | 0 | 0 | - | - | ↓ | -100,0% | 181 | 0 | ↓ | -100,0% |
| TOTAL ABEIFA IMPORTADOS | 3.094 | 750 | 1.000 | ↑ | 33,3% | ↓ | -67,7% | 13.540 | 8.915 | ↓ | -34,2% |
| PARTICIPAÇÃO ABEIFA (%) | 12,43% | 9,24% | 10,53% | | | | | 11,55% | 11,80% | | |
| PRODUÇÃO NACIONAL | RESULTADOS MENSAIS | | | | | | ACUMULADO JANEIRO/MAIO | | | | |
| | MAI 2019 [A] | ABR 2020 [B] | MAI 2020 [C] | Variação (%) | | 2019 [D] | 2020 [E] | Variação (%) [D] → [E] | | | |
| | | | | [B] → [C] | [A] → [C] | | | | | | |
| BMW | 568 | 181 | 347 | ↑ | 91,7% | ↓ | -38,9% | 2.958 | 2.233 | ↓ | -24,5% |
| CAO A CHERY | 1.749 | 422 | 396 | ↓ | -6,2% | ↓ | -77,4% | 6.908 | 6.350 | ↓ | -8,1% |
| LAND ROVER | 191 | 46 | 39 | ↓ | -15,2% | ↓ | -79,6% | 1.299 | 708 | ↓ | -45,5% |
| SUZUKI | 147 | 55 | 45 | ↓ | -18,2% | ↓ | -69,4% | 798 | 382 | ↓ | -52,1% |
| TOTAL ABEIFA PRODUÇÃO NACIONAL | 2.655 | 704 | 827 | ↑ | 17,5% | ↓ | -68,9% | 11.963 | 9.673 | ↓ | -19,1% |
| PARTICIPAÇÃO ABEIFA (%) | 1,27% | 1,63% | 1,75% | | | | | 1,30% | 1,71% | | |
| TOTAL ABEIFA (NACIONAL + IMPORTADOS) | 5.749 | 1.454 | 1.827 | ↑ | 25,7% | ↓ | -68,2% | 25.503 | 18.588 | ↓ | -27,1% |
| | PARTICIPAÇÃO ABEIFA (%) | 2,46% | 2,83% | 3,23% | | | | 2,46% | 2,90% | | |






EMPLACAMENTO DAS ASSOCIADAS ABEIFA - 2020

VEÍCULOS IMPORTADOS

| MARCA/MODELO | | jan | fev | mar | abr | mai | jun | jul | ago | set | out | nov | dez | Total |
|-------------------------------------------------------------------------------------------------------|--------------|---------------|---------------|---------------|---------------|---------------|-----|-----|-----|-----|-----|-----|-----|---------------|
|  BMW | Total | 290 | 268 | 235 | 112 | 188 | 0 | 0 | 0 | 0 | 0 | 0 | 0 | 1.093 |
| | Share | 12,05% | 10,04% | 11,24% | 14,93% | 18,80% | | | | | | | | 12,26% |
| SÉRIE 1 | | 13 | 30 | 14 | 11 | 7 | | | | | | | | 75 |
| SÉRIE 2 | | | 1 | 4 | 1 | 5 | | | | | | | | 11 |
| SÉRIE 3 | | 80 | 54 | 41 | 29 | 44 | | | | | | | | 248 |
| SÉRIE 4 | | | 7 | 2 | 2 | 2 | | | | | | | | 13 |
| SÉRIE 5 | | 13 | 15 | 6 | 4 | 5 | | | | | | | | 43 |
| SÉRIE 7 | | 5 | 8 | 2 | 2 | 3 | | | | | | | | 20 |
| I3 | | 6 | 6 | 3 | | 6 | | | | | | | | 21 |
| I8 | | 1 | | 1 | | 1 | | | | | | | | 3 |
| X2 | | 69 | 63 | 46 | 10 | 22 | | | | | | | | 210 |
| X3 | | 51 | 40 | 28 | 9 | 16 | | | | | | | | 144 |
| X4 | | 2 | 3 | 2 | 2 | 1 | | | | | | | | 10 |
| X5 | | 7 | 6 | 31 | 17 | 28 | | | | | | | | 89 |
| X6 | | | 2 | 16 | 12 | 17 | | | | | | | | 47 |
| X7 | | 3 | 8 | 4 | 5 | 9 | | | | | | | | 29 |
| M135I | | | | 12 | 3 | 4 | | | | | | | | 19 |
| M140I | | 1 | | | | | | | | | | | | 1 |
| M2 | | 2 | 7 | 6 | 1 | 4 | | | | | | | | 20 |
| M235I | | | | | | 1 | | | | | | | | 1 |
| M340I | | | | | | 1 | | | | | | | | 1 |
| M4 | | | 1 | | | | | | | | | | | 1 |
| M5 | | 2 | 2 | 3 | 1 | 1 | | | | | | | | 9 |
| Z4 | | 32 | 15 | 13 | 3 | 11 | | | | | | | | 74 |
| M850I | | 3 | | 1 | | | | | | | | | | 4 |
|  BYD | Total | 0 | 0 | 0 | 0 | 1 | 0 | 0 | 0 | 0 | 0 | 0 | 0 | 1 |
| | Share | 0,00% | 0,00% | 0,00% | 0,00% | 0,10% | | | | | | | | 0,01% |
| E5 | | | | | | 1 | | | | | | | | 1 |
| T3 | | | | | | | | | | | | | | 0 |
|  CAOA CHERY | Total | 1 | 1 | 0 | 0 | 0 | 0 | 0 | 0 | 0 | 0 | 0 | 0 | 2 |
| | Share | 0,04% | 0,04% | 0,00% | 0,00% | 0,00% | | | | | | | | 0,02% |
| QQ | | 1 | | | | | | | | | | | | 1 |
| S-18 | | | 1 | | | | | | | | | | | 1 |
|  FERRARI | Total | 3 | 1 | 1 | 0 | 0 | 0 | 0 | 0 | 0 | 0 | 0 | 0 | 5 |
| | Share | 0,12% | 0,04% | 0,05% | 0,00% | 0,00% | | | | | | | | 0,06% |
| 488 GTB | | | | | | | | | | | | | | 0 |
| 488 SPIDER | | | | | | | | | | | | | | 0 |
| 488 PISTA SPIDER | | 2 | | | | | | | | | | | | 2 |
| 488 PISTA COUPÉ | | | | 1 | | | | | | | | | | 1 |
| 812 | | 1 | | | | | | | | | | | | 1 |
| CALIFORNIA | | | | | | | | | | | | | | 0 |
| GTC4 LUSSO | | | | | | | | | | | | | | 0 |
| F12 TDF | | | 1 | | | | | | | | | | | 1 |
| PORTOFINO | | | | | | | | | | | | | | 0 |






EMPLACAMENTO DAS ASSOCIADAS ABEIFA - 2020

VEÍCULOS IMPORTADOS


| MARCA/MODELO | | jan | fev | mar | abr | mai | jun | jul | ago | set | out | nov | dez | Total |
|-------------------------------------------------------------------------------------|--------------------|--------------|---------------|---------------|---------------|---------------|---------------|-----|-----|-----|-----|-----|-----|---------------|
|  | JAC MOTORS | Total | 124 | 149 | 63 | 21 | 23 | 0 | 0 | 0 | 0 | 0 | 0 | 380 |
| | | Share | 5,15% | 5,58% | 3,01% | 2,80% | 2,30% | | | | | | | 4,26% |
| | J3 | | | 1 | | | | | | | | | | 1 |
| | S3 | | | | 1 | | | | | | | | | 1 |
| | T40 | | 63 | 68 | 18 | 11 | 6 | | | | | | | 166 |
| | T50 | | 34 | 22 | 2 | 2 | 3 | | | | | | | 63 |
| | T60 | | 4 | 29 | 16 | 2 | 8 | | | | | | | 59 |
| | T80 | | 4 | 4 | 3 | | | | | | | | | 11 |
| | V260 | | 10 | 14 | 8 | 2 | 2 | | | | | | | 36 |
| | IEV20 | | | 1 | 5 | 2 | 3 | | | | | | | 11 |
| IEV40 | | 9 | 11 | 9 | 1 | 1 | | | | | | | 31 | |
| IEV 330P | | | | 1 | | | | | | | | | 1 | |
|  | JAGUAR | Total | 108 | 134 | 123 | 26 | 16 | 0 | 0 | 0 | 0 | 0 | 0 | 407 |
| | | Share | 4,49% | 5,02% | 5,89% | 3,47% | 1,60% | | | | | | | 4,57% |
| | F-TYPE | | 6 | 7 | 3 | | | | | | | | | 16 |
| | E-PACE | | 65 | 79 | 60 | 15 | 9 | | | | | | | 228 |
| | F-PACE | | 26 | 20 | 42 | 5 | 6 | | | | | | | 99 |
| | IPACE | | 8 | 22 | 7 | 4 | | | | | | | | 41 |
| | XE | | 1 | 4 | 4 | 1 | 1 | | | | | | | 11 |
| | XE S | | 2 | | | | | | | | | | | 2 |
| | XF | | | 2 | 4 | | | | | | | | | 6 |
| | XJ | | | | 3 | 1 | | | | | | | | 4 |
|  | KIA MOTORS | Total | 593 | 599 | 484 | 133 | 166 | 0 | 0 | 0 | 0 | 0 | 0 | 1.975 |
| | | Share | 24,64% | 22,45% | 23,16% | 17,73% | 16,60% | | | | | | | 22,15% |
| | BONGO | | 221 | 229 | 197 | 61 | 65 | | | | | | | 773 |
| | CARNIVAL | | 4 | 25 | 16 | 3 | 4 | | | | | | | 52 |
| | CERATO | | 78 | 87 | 60 | 21 | 28 | | | | | | | 274 |
| | SORENTO | | 9 | 16 | 17 | 1 | 2 | | | | | | | 45 |
| | SOUL | | 8 | 2 | 2 | | | | | | | | | 12 |
| | SPORTAGE | | 229 | 208 | 159 | 34 | 61 | | | | | | | 691 |
| | STINGER | | 2 | | | | | | | | | | | 2 |
| | RIO | | 42 | 32 | 33 | 13 | 6 | | | | | | | 126 |
|  | LAMBORGHINI | Total | 0 | 0 | 0 | 0 | 0 | 0 | 0 | 0 | 0 | 0 | 0 | 0 |
| | | Share | 0,00% | 0,00% | 0,00% | 0,00% | 0,00% | | | | | | | 0,00% |
| URUS | | | | | | | | | | | | | 0 | |
|  | LAND ROVER | Total | 263 | 323 | 299 | 94 | 133 | 0 | 0 | 0 | 0 | 0 | 0 | 1.112 |
| | | Share | 10,93% | 12,11% | 14,31% | 12,53% | 13,30% | | | | | | | 12,47% |
| | DEFENDER | | | | | | 1 | | | | | | | 1 |
| | DISCOVERY 4 | | 63 | 63 | 47 | 15 | 13 | | | | | | | 201 |
| | DISCOVERY SPORT | | 1 | | | | | | | | | | | 1 |
| | EVOQUE | | 86 | 107 | 125 | 36 | 61 | | | | | | | 415 |
| | RANGE ROVER | | 6 | 8 | 10 | 3 | 5 | | | | | | | 32 |
| | RANGE ROVER SPORT | | 50 | 93 | 69 | 20 | 35 | | | | | | | 267 |
| VELAR | | 57 | 52 | 48 | 20 | 18 | | | | | | | 195 | |

EMPLACAMENTO DAS ASSOCIADAS ABEIFA - 2020





VEÍCULOS IMPORTADOS

| MARCA/MODELO | | jan | fev | mar | abr | mai | jun | jul | ago | set | out | nov | dez | Total | |
|-------------------------------------------------------------------------------------------------|-----------------------|-------|--------|--------|--------|--------|-----|-----|-----|-----|-----|-----|-----|-------|--------|
|  MASERATI | Total | 1 | 3 | 0 | 0 | 0 | 0 | 0 | 0 | 0 | 0 | 0 | 0 | 4 | |
| | Share | 0,04% | 0,11% | 0,00% | 0,00% | 0,00% | | | | | | | | 0,04% | |
| | LEVANTE | 1 | 3 | | | | | | | | | | | | 4 |
| | QUATTROPORTE | | | | | | | | | | | | | | 0 |
| GRANCABRIO | | | | | | | | | | | | | | 0 | |
|  MINI | Total | 107 | 107 | 105 | 30 | 41 | 0 | 0 | 0 | 0 | 0 | 0 | 0 | 390 | |
| | Share | 4,45% | 4,01% | 5,02% | 4,00% | 4,10% | | | | | | | | 4,37% | |
| | COOPER | 5 | 13 | 9 | 5 | 1 | | | | | | | | | 33 |
| | COOPER CABRIO | | | 1 | | | | | | | | | | | 1 |
| | COOPER 5P | 9 | 8 | 4 | | 2 | | | | | | | | | 23 |
| | COOPER S | 18 | 15 | 14 | 6 | 11 | | | | | | | | | 64 |
| | COOPER S 5P | 12 | 15 | 26 | | 5 | | | | | | | | | 58 |
| | COOPER CLUBMAN | 5 | 4 | 1 | | 1 | | | | | | | | | 11 |
| | COOPER S CLUBMAN | 1 | | | | | | | | | | | | | 1 |
| | COOPER S CABRIO | 9 | 8 | 6 | 3 | 3 | | | | | | | | | 29 |
| | COOPER COUNTRYMAN | 5 | 4 | 8 | 2 | 1 | | | | | | | | | 20 |
| | COOPER S COUNTRYMAN | 12 | 15 | 12 | 3 | 1 | | | | | | | | | 43 |
| | COOPER JCW CABRIO | 5 | 7 | 6 | 3 | 1 | | | | | | | | | 22 |
| | COOPER JCW COUNTRYMAN | 12 | 7 | 3 | 3 | 3 | | | | | | | | | 28 |
| | COOPER SE COUNTRYMAN | 7 | 2 | 6 | 1 | 8 | | | | | | | | | 24 |
| COOPER HATCH JCW 3P | 7 | 9 | 9 | 4 | 4 | | | | | | | | | 33 | |
|  PORSCHE | Total | 224 | 279 | 210 | 98 | 154 | 0 | 0 | 0 | 0 | 0 | 0 | 0 | 965 | |
| | Share | 9,31% | 10,46% | 10,05% | 13,07% | 15,40% | | | | | | | | | 10,82% |
| | 911 | 73 | 98 | 91 | 45 | 61 | | | | | | | | | 368 |
| | 911 TURBO | | | | | | | | | | | | | | 0 |
| | 918 | 1 | | | | | | | | | | | | | 1 |
| | BOXSTER | 33 | 45 | 35 | 15 | 16 | | | | | | | | | 144 |
| | TAYCAN | | | | | 2 | | | | | | | | | 2 |
| | CAYENNE | 60 | 81 | 54 | 19 | 34 | | | | | | | | | 248 |
| | CAYMAN | 8 | 18 | 2 | | 6 | | | | | | | | | 34 |
| | MACAN | 41 | 33 | 23 | 13 | 29 | | | | | | | | | 139 |
| | PANAMERA | 8 | 4 | 5 | 6 | 6 | | | | | | | | | 29 |
|  ROLLS ROYCE | Total | 0 | 0 | 0 | 0 | 0 | 0 | 0 | 0 | 0 | 0 | 0 | 0 | 0 | |
| | Share | 0,00% | 0,00% | 0,00% | 0,00% | 0,00% | | | | | | | | 0,00% | |
| | WRAITH | | | | | | | | | | | | | | 0 |
| | PHANTOM | | | | | | | | | | | | | | 0 |
| | DAWN | | | | | | | | | | | | | | 0 |
| CULLINAN | | | | | | | | | | | | | | 0 | |
|  SUZUKI | Total | 147 | 153 | 105 | 28 | 57 | 0 | 0 | 0 | 0 | 0 | 0 | 0 | 490 | |
| | Share | 6,11% | 5,73% | 5,02% | 3,73% | 5,70% | | | | | | | | 5,50% | |
| | SCROSS | 14 | 14 | 7 | 5 | 7 | | | | | | | | | 47 |
| | VITARA | 61 | 55 | 41 | 13 | 20 | | | | | | | | | 190 |
| JIMNY SIERRA | 72 | 84 | 57 | 10 | 30 | | | | | | | | | 253 | |

EMPLACAMENTO DAS ASSOCIADAS ABEIFA - 2020
VEÍCULOS IMPORTADOS

| MARCA/MODELO | | jan | fev | mar | abr | mai | jun | jul | ago | set | out | nov | dez | Total |
|-----------------------------------------------------------------------------------------|-------|--------------|--------------|--------------|------------|--------------|----------|----------|----------|----------|----------|----------|----------|--------------|
|  VOLVO | Total | 546 | 651 | 465 | 208 | 221 | 0 | 0 | 0 | 0 | 0 | 0 | 0 | 2.091 |
| | Share | 22,68% | 24,40% | 22,25% | 27,73% | 22,10% | | | | | | | | 23,45% |
| 240 | | | | | | | | | | | | | | 0 |
| S60 | | 29 | 76 | 25 | 7 | 6 | | | | | | | | 143 |
| S80 | | | | | | | | | | | | | | 0 |
| S90 | | 3 | 13 | 5 | 3 | 1 | | | | | | | | 25 |
| V40 | | 3 | 2 | | | | | | | | | | | 5 |
| V60 | | 6 | 8 | 7 | 2 | 2 | | | | | | | | 25 |
| XC40 | | 234 | 233 | 188 | 66 | 102 | | | | | | | | 823 |
| XC60 | | 227 | 237 | 190 | 104 | 86 | | | | | | | | 844 |
| XC90 | | 44 | 82 | 50 | 26 | 24 | | | | | | | | 226 |
| TOTAL IMPORTADOS ... | | 2.407 | 2.668 | 2.090 | 750 | 1.000 | 0 | 0 | 0 | 0 | 0 | 0 | 0 | 8.915 |

EMPLACAMENTO DAS ASSOCIADAS ABEIFA - 2020
VEÍCULOS DE PRODUÇÃO NACIONAL

| MARCA/MODELO | | jan | fev | mar | abr | mai | jun | jul | ago | set | out | nov | dez | Total |
|-----------------------------------------------------------------------------------------------------|--------------|---------------|---------------|---------------|---------------|---------------|----------|----------|----------|----------|----------|----------|----------|---------------|
|  BMW | Total | 497 | 649 | 559 | 181 | 347 | 0 | 0 | 0 | 0 | 0 | 0 | 0 | 2.233 |
| | Share | 19,70% | 22,33% | 20,60% | 25,71% | 41,96% | | | | | | | | 23,08% |
| SÉRIE 1 | | | | | | | | | | | | | | 0 |
| SÉRIE 3 | | 187 | 297 | 288 | 103 | 211 | | | | | | | | 1.086 |
| X1 | | 201 | 249 | 223 | 52 | 97 | | | | | | | | 822 |
| X3 | | 26 | 22 | 14 | 7 | 13 | | | | | | | | 82 |
| X4 | | 54 | 44 | 17 | 3 | 14 | | | | | | | | 132 |
| X5 | | 29 | 37 | 17 | 16 | 12 | | | | | | | | 111 |
|  CAOA CHERY | Total | 1.683 | 1.922 | 1.927 | 422 | 396 | 0 | 0 | 0 | 0 | 0 | 0 | 0 | 6.350 |
| | Share | 66,71% | 66,14% | 71,03% | 59,94% | 47,88% | | | | | | | | 65,65% |
| CELER | | | | | | | | | | | | | | 0 |
| CELER SEDAN | | | | | | | | | | | | | | 0 |
| CIELO HATCH | | | | | | | | | | | | | | 0 |
| QQ | | 12 | 2 | 2 | 1 | 2 | | | | | | | | 19 |
| TIGGO | | 476 | 443 | 403 | 51 | 92 | | | | | | | | 1.465 |
| TIGGO 5X | | 887 | 1.036 | 1.192 | 235 | 156 | | | | | | | | 3.506 |
| TIGGO 7 | | 181 | 290 | 245 | 116 | 131 | | | | | | | | 963 |
| ARRIZO 5 | | 127 | 151 | 85 | 19 | 15 | | | | | | | | 397 |
|  LAND ROVER | Total | 241 | 231 | 151 | 46 | 39 | 0 | 0 | 0 | 0 | 0 | 0 | 0 | 708 |
| | Share | 9,55% | 7,9% | 5,6% | 6,5% | 4,7% | | | | | | | | 7,32% |
| DEFENDER | | | | 1 | | | | | | | | | | 1 |
| EVOQUE | | | 1 | | | | | | | | | | | 1 |
| DISCOVERY SPORT | | 241 | 230 | 150 | 46 | 39 | | | | | | | | 706 |
| RANGE ROVER | | | | | | | | | | | | | | 0 |
|  SUZUKI | Total | 102 | 104 | 76 | 55 | 45 | 0 | 0 | 0 | 0 | 0 | 0 | 0 | 382 |
| | Share | 4,04% | 3,6% | 2,8% | 7,8% | 5,4% | | | | | | | | 3,95% |
| JIMNY | | 102 | 104 | 76 | 55 | 45 | | | | | | | | 382 |
| TOTAL PROD. NACIONAL ... | | 2.523 | 2.906 | 2.713 | 704 | 827 | 0 | 0 | 0 | 0 | 0 | 0 | 0 | 9.673 |

| | | | | | | | | | | | | | | |
|-------------------------------------------------|--------------|--------------|--------------|--------------|--------------|----------|----------|----------|----------|----------|----------|----------|----------|---------------|
| TOTAL ABEIFA (IMPORTADOS + NACIONAIS) | 4.930 | 5.574 | 4.803 | 1.454 | 1.827 | 0 | 0 | 0 | 0 | 0 | 0 | 0 | 0 | 18.588 |
|-------------------------------------------------|--------------|--------------|--------------|--------------|--------------|----------|----------|----------|----------|----------|----------|----------|----------|---------------|