






EMPLACAMENTO DAS ASSOCIADAS ABEIFA - 2018

VEÍCULOS DE PRODUÇÃO NACIONAL

MARCA/MODELO		jan	fev	mar	abr	mai	jun	jul	ago	set	out	nov	dez	Total
 BMW	Total	595	435	599	737	846	785	677	836	702	812	694	0	7.718
	Share	38,59%	34,86%	35,03%	40,58%	43,81%	42,87%	36,57%	35,14%	32,23%	31,81%	31,25%		36,30%
SÉRIE 1												1		1
SÉRIE 3		248	164	228	317	381	306	226	324	246	258	252		2.950
X1		332	254	347	353	349	358	327	353	313	433	314		3.733
X3		1	4	3	31	62	88	77	103	78	79	89		615
X4		14	13	21	36	54	33	47	56	65	42	38		419
 CAOA CHERY	Total	397	302	307	341	427	490	727	1.050	1.006	1.330	1.110	0	7.487
	Share	25,75%	24,20%	17,95%	18,78%	22,11%	26,76%	39,28%	44,14%	46,19%	52,10%	49,98%		35,22%
CELER		28	12	29	18	11	14	5	1	4	1	1		124
CELER SEDAN		24	5	1	2	3	1	1	5	3		1		46
CIELO HATCH														0
QQ		345	285	259	244	244	239	265	318	233	284	217		2.933
TIGGO				18	77	169	236	456	726	766	1.045	864		4.357
ARRIZO 5												27		27
 LAND ROVER	Total	330	369	605	563	470	397	269	283	236	258	219	0	3.999
	Share	21,40%	29,6%	35,4%	31,0%	24,3%	21,7%	14,5%	11,9%	10,8%	10,1%	9,86%		18,81%
DEFENDER											2	1		3
EVOQUE		109	132	227	224	168	98	68	89	63	59	75		1.312
DISCOVERY		221	237	378	339	302	299	201	194	173	197	143		2.684
 MINI	Total	0	0	0	0	0	0	0	0	0	0	0	0	0
	Share													
COOPER S COUNTRYMAN		0	0	0	0	0	0	0	0	0	0	0	0	0
 SUZUKI	Total	220	142	199	175	188	159	178	210	234	153	198	0	2.056
	Share	14,27%	11,4%	11,6%	9,6%	9,7%	8,7%	9,6%	8,8%	10,7%	6,0%	8,9%		9,67%
JIMNY		220	142	199	175	188	159	178	210	234	153	198		2.056
TOTAL PROD. NACIONAL ...		1.542	1.248	1.710	1.816	1.931	1.831	1.851	2.379	2.178	2.553	2.221	0	21.260

TOTAL ABEIFA (IMPORTADOS + NACIONAIS)	3.968	3.825	5.167	5.053	5.169	4.844	4.952	6.179	5.091	6.037	5.168	0	55.453
---	--------------	--------------	--------------	--------------	--------------	--------------	--------------	--------------	--------------	--------------	--------------	----------	---------------